



WARRANTY INFORMATION

We sincerely thank you for your purchase and wish you years of pleasure using it!

Tele Vue Warranty Summary

Eyepieces, Barlows, Powermates, & Paracorr have a "Lifetime Limited" warranty, telescopes & accessories are warranted for 5 years. Electronic parts are warranted for 1 year. Warranty is against defects in material or workmanship. No other warranty is expressed or implied. No returns without prior authorization. Please keep your receipts in case you need warranty service.

Lifetime Limited Warranty details online: <http://bit.ly/TVOPTLIFE>

5-Year/1-Year Warranty details online: <http://bit.ly/TVOPTLIMITED>

Keep For Your Records

Dealer: _____ City/State/Country: _____

Date (day/month/year): ____/____/____ Item Code / Description _____

32 Elkay Dr., Chester, New York 10918 (845) 469-4551. televue.com



@televueoptics

EYEPIECE CARRY BAG INSTRUCTIONS

Parts List

1) Eyepiece Carry Bag with shoulder strap

Introduction The Tele Vue Eyepiece Carry Bag is a wonderful accessory for carrying your Tele Vue accessories and eyepieces! Ok, you can carry non-Tele Vue eyepieces too. The variety of holes and cutouts permits many combinations including carrying the Bino Vue with eyepiece sets, the 31mm Nagler Type 5, or diagonals.

Flexibility from the dual hole, and sectioned foam provides proper size and depth for holding many different eyepiece types and accessories. Pull out the appropriate sized foam inserts to fit your accessories. For shorter eyepieces you may find that The dense foam protects eyepieces from shock and holds the case rigid.

Use

Following are general suggestions for use:

Hole A: QTY 12, Dia 1.25" For: Plössls 8, 11, 15, 20, 25; Panoptic 15; Naglers 4.8, 7; 9T6 1½" Barlows 2X, 3X; Powermates 2.5X, 5X

Hole B: QTY 3, Dia. 1.5" For: Radians; Panoptic 19; Nagler 16N5; Zoom 8-24; Plössls 32, 40

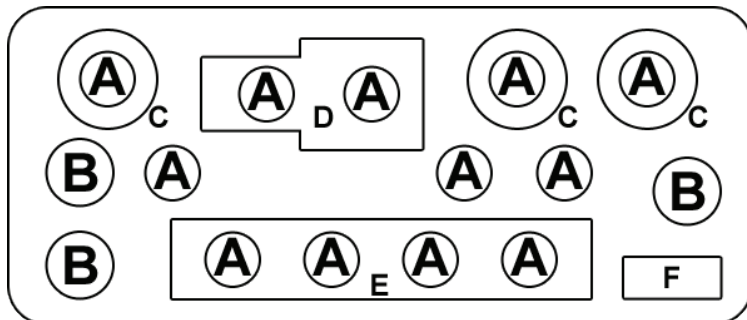
Hole C: QTY 3, Dia. 2.25" For: Naglers 9, 12, 13, 16T2, 17, 22; Panoptics 22, 27, 35; Plössl 55; 2X Big Barlow; Paracorr; extension tubes; reducers/flatteners

Hole D: For 31mm Nagler Type 5, 4X Powermate, long adapter tubes, 2X Big Barlow or star diagonals and erecting prisms.

Hole E: Bino Vue with a pair of eyepieces.

Hole F: For filters.

Located on the inner lid of the bag is a template you can use to mark the location of your eyepieces. We suggest you make copies of this template before marking, so that you will have fresh copies on hand should you change your case configuration.

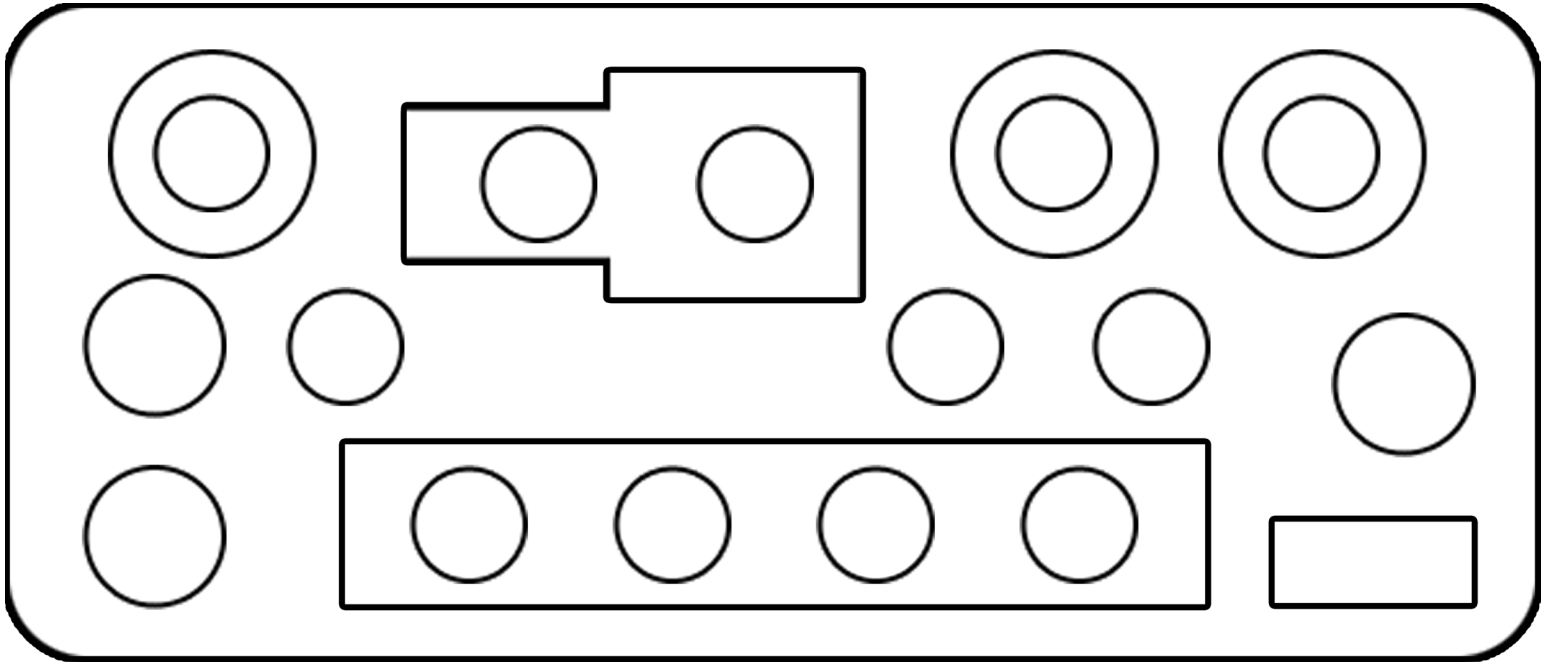


ECB-0010

Eyepiece Carry Bag

Use this template as a key for your eyepiece locations. Remove the paper, write the model in the appropriate position and reinsert in pouch.

6/21/2010



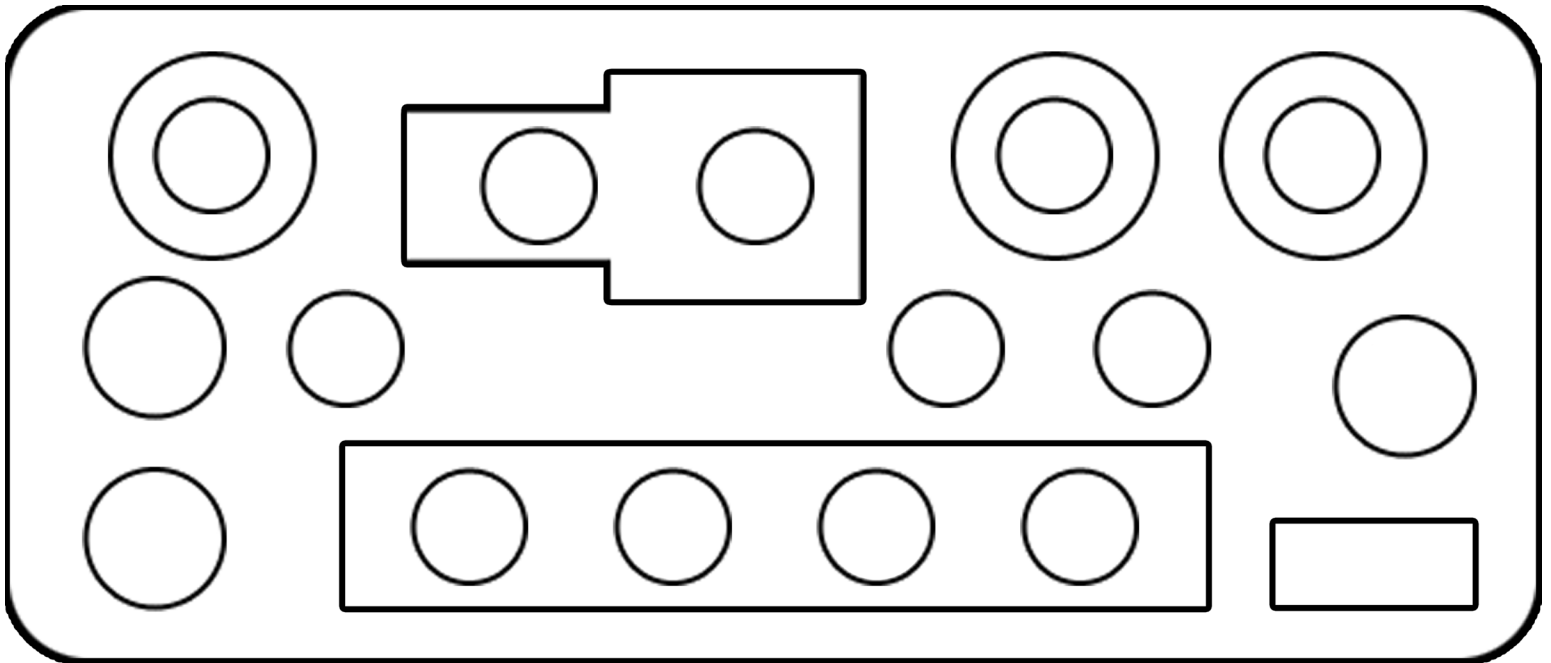
32 Elkay Drive, Chester, New York 10918 845.469.4551 www.televue.com

ECB-0010

Eyepiece Carry Bag

Use this template as a key for your eyepiece locations. Remove the paper, write the model in the appropriate position and reinsert in pouch.

6/21/2010



32 Elkay Drive, Chester, New York 10918 845.469.4551 www.televue.com